


Fire Extinguishers: Choosing the Right One







All fires aren't the same. Be sure to use the right extinguisher for the right fire. The wrong extinguisher can make the fire worse!

Read the label on the extinguisher. There are four kinds...








Type A (green label),
for fires involving:

-  wood
-  paper
-  cloth
-  rubbish



Type B (red label),
for fires involving
flammable gases/
liquids, including:

-  gasoline
-  solvents
-  vapors
-  gas leaks







Type C (blue label),
for:




-  electrical fires



Type D (yellow
label), for fires
involving
combustible metals,
such as:

-  magnesium
-  sodium
-  potassium
-  sodium
potassium alloys

Be prepared. Don't wait for a fire to start before you find out:

-  what kinds of fire extinguishers you have and where they are.
-  what kind of fire extinguisher is right for each material you work with.
-  how to properly use the right extinguisher (your employer must provide training if you are expected to use a fire extinguisher to put out fires).

FIRE SAFETY & EMERGENCY RESPONSE